

FEED BACK ANALYSIS REPORT

ALUMNI

2020-2021

This comprehensive report deciphers the invaluable feedback shared by our esteemed alumni, offering profound insights into their journeys during their tenure at the college. The responses, meticulously classified through a five-point scale, illuminate diverse dimensions, encompassing the curriculum, educational quality, academic initiatives, skill enhancement, degree relevance, and the motivation to pursue advanced education or research.

Sl No:	Questions	Response in Percentage				
		Excellent	Very Good	Good	Average	Poor
1.	How would you rate the curriculum prescribed for your degree during your term in the college?	0	0	1	85	14
2.	How would you rate the quality of education imparted in the college?	0	0	1	94	5
3.	How would you rate the content delivery?	0	0	2	92	6
4.	How would you rate the course curriculum for fulfilling your expectations?	0	0	1	84	15
5.	How would you rate the academic initiatives taken by the college to bridge the gap between industry and academia?	0	0	2	88	10
6.	How would you rate any new skills learnt in the due course of your study (other than syllabus)	0	0	2	75	23
7.	How would you rate the relevance of your degree to your present job	0	0	1	91	8

8.	How would you rate the following academic initiatives taken by the college to improve your competence as student? Innovative teaching learning methodologies, Seminars, Workshops, Projects, Study, Tours etc..	0	0	2	87	11
9.	How do you rate development activities organised by the college for your overall development?	0	0	3	79	18
10.	How would you rate the motivation created by the syllabus to pursue Post graduation/ research in the particular topic?	0	0	2	92	6

METHODOLOGY

Students were asked to rate their experiences with the curriculum, quality of education, content delivery, course curriculum fulfilment, academic initiatives, skills acquired beyond the syllabus, relevance of their degree to their job, and various academic initiatives. The data was transformed into percentage values for analysis.

SUMMARY OF RESPONSES

Curriculum Rating (Q1):

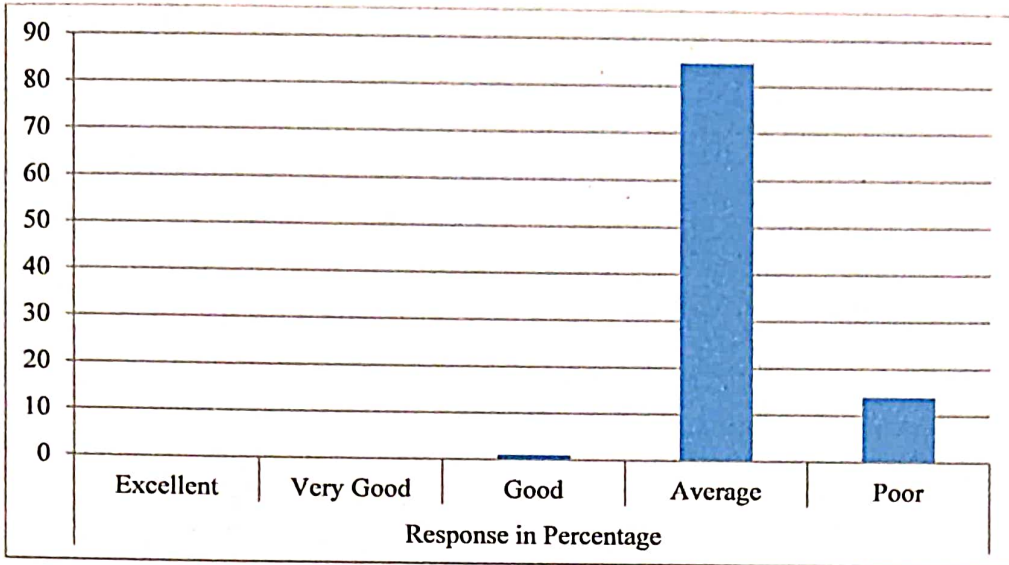
Excellent: 0%

Very Good: 0%

Good: 1%

Average: 85%

Poor: 14%



Analysis: The majority of alumni (85%) found the curriculum during their time in college to be average, while a significant portion (14%) rated it as poor. This indicates that there might be room for improvement in the curriculum design.

Quality of Education (Q2):

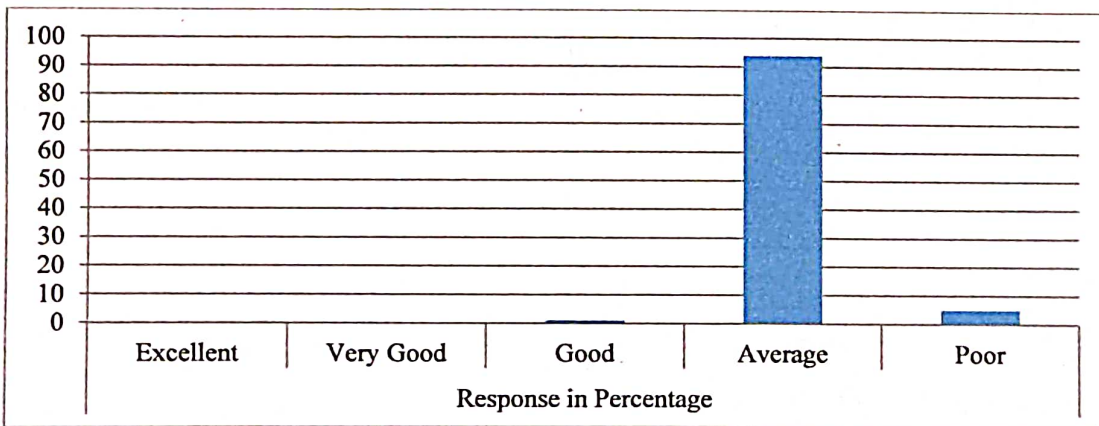
Excellent: 0%

Very Good: 0%

Good: 1%

Average: 94%

Poor: 5%



Analysis: The quality of education imparted in the college received positive ratings, with 94% of alumni considering it as average or better. This suggests that the college is successful in delivering quality education.

Content Delivery (Q3):

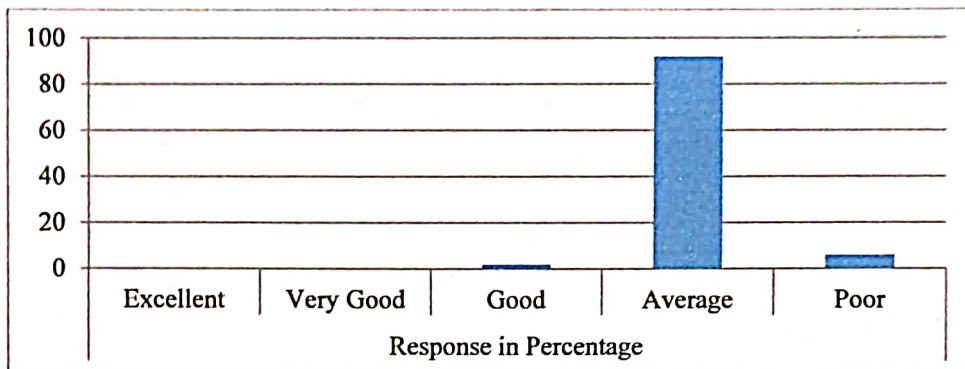
Excellent: 0%

Very Good: 0%

Good: 2%

Average: 92%

Poor: 6%



Analysis: Alumni have generally rated the content delivery as average (92%) with a small percentage (6%) rating it as poor. There might be room for improvement in this aspect as well.

Course Curriculum Satisfaction (Q4):


Excellent: 0%

Very Good: 0%

Good: 1%

Average: 84%

Poor: 15%



Analysis: A significant portion (15%) of alumni felt that the course curriculum did not meet their expectations. This indicates a potential need for aligning the curriculum with alumni expectations.

Academic Initiatives Bridging Industry-Academia Gap (Q5):

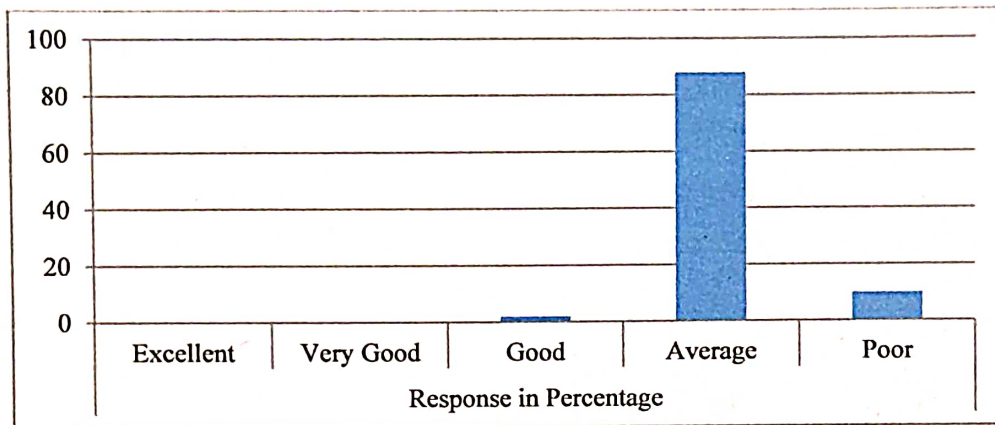
Excellent: 0%

Very Good: 0%

Good: 2%

Average: 88%

Poor: 10%



Analysis: Alumni rated the academic initiatives to bridge the gap between industry and academia as average (88%). There is some scope for improvement in strengthening this connection.

New Skills Acquisition (Q6):

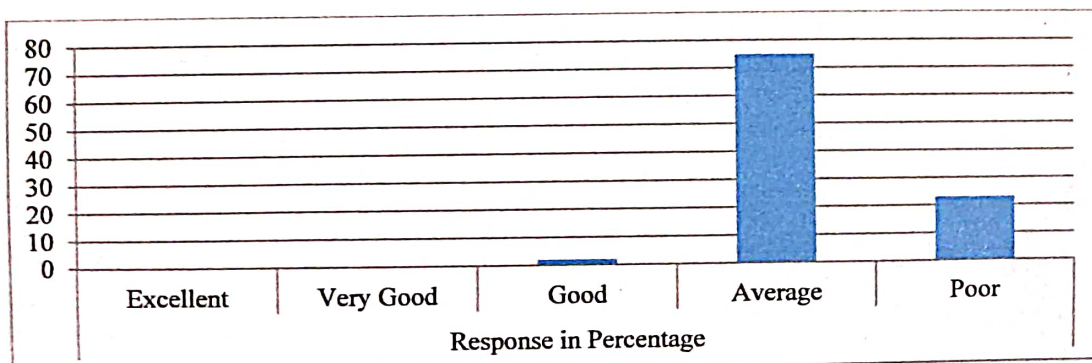
Excellent: 0%

Very Good: 0%

Good: 2%

Average: 75%

Poor: 23%



Analysis: While a majority of alumni (75%) reported gaining new skills during their studies, a significant percentage (23%) felt that they did not. This suggests that more attention may be needed to enhance skill development.

Relevance of Degree to Job (Q7):

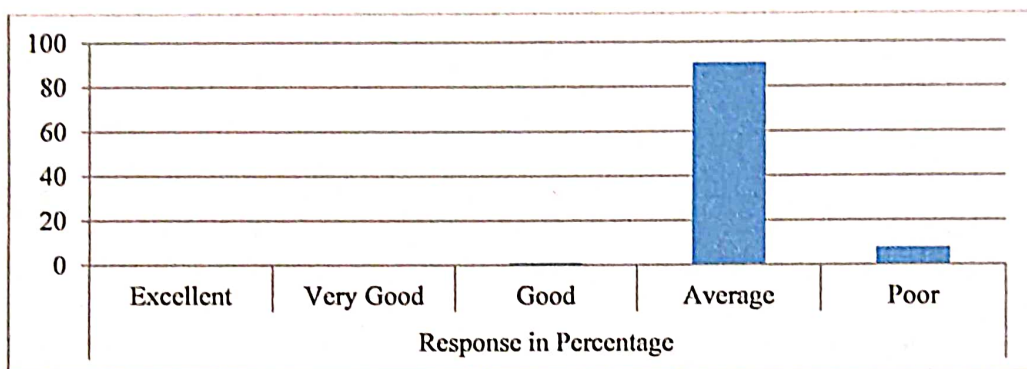
Excellent: 0%

Very Good: 0%

Good: 1%

Average: 91%

Poor: 8%



Analysis: Most alumni (91%) found their degree relevant to their current jobs, indicating that the education provided by the college aligns well with career paths.

Rating of Academic Initiatives for Competence Improvement (Q8):

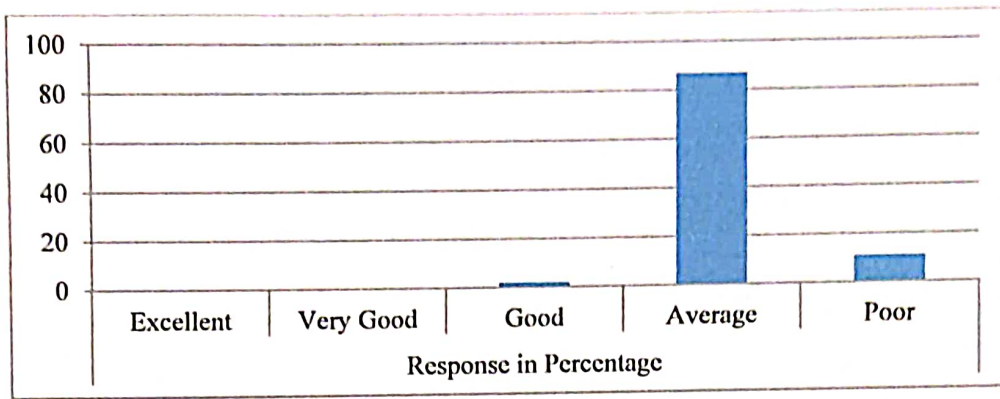
Excellent: 0%

Very Good: 0%

Good: 2%

Average: 87%

Poor: 11%



Analysis: Alumni rated academic initiatives for improving student competence as average (87%). Further enhancements in these initiatives may be beneficial.

Development Activities Rating (Q9):

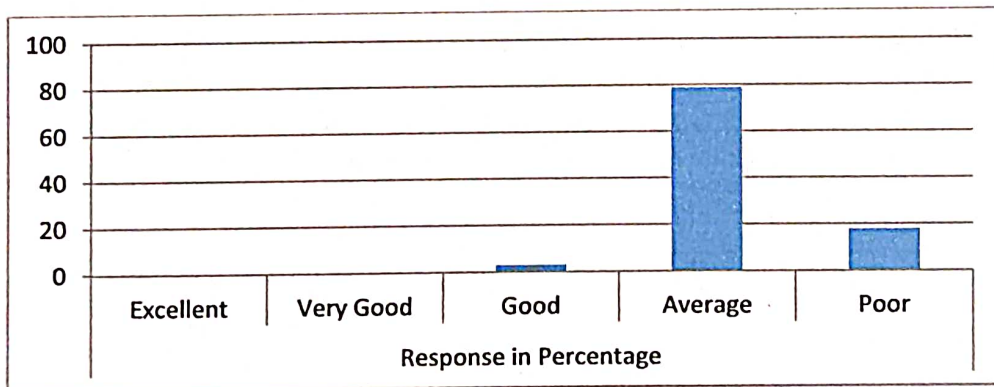
Excellent: 0%

Very Good: 0%

Good: 3%

Average: 79%

Poor: 18%



Analysis: A majority (79%) of alumni considered development activities organized by the college as average. There is potential for improvement in these activities to support overall growth.

Motivation for Post Graduation/Research Pursuit (Q10):

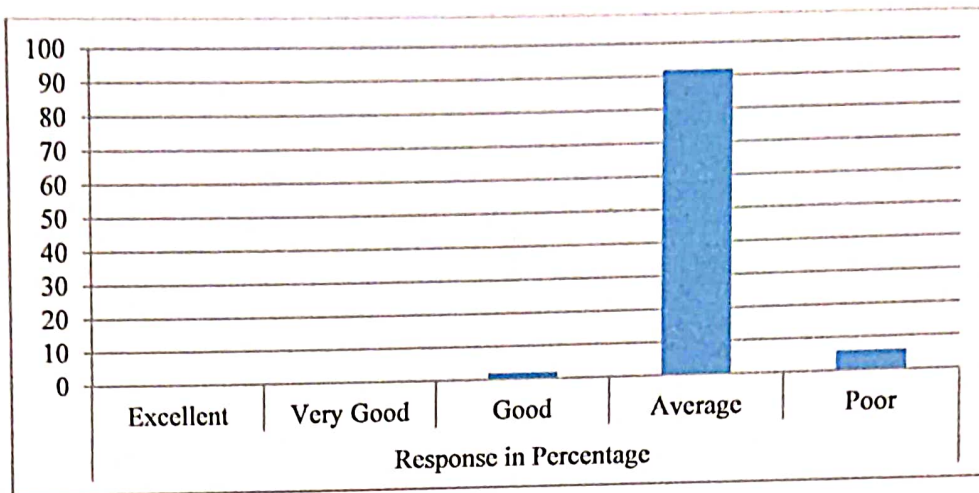
Excellent: 0%

Very Good: 0%

Good: 2%

Average: 92%

Poor: 6%



Analysis: Alumni felt motivated by the syllabus to pursue postgraduation or research in the particular topic (92%). This suggests that the curriculum effectively encourages further academic pursuits.

CONCLUSION

The feedback analysis reflects a highly positive perception of the college's curriculum, quality of education, and academic initiatives among students. While there are areas with potential for improvement, such as refining content delivery and maintaining relevance to job roles, the overall feedback is encouraging. The college's efforts in implementing innovative teaching methodologies, seminars, workshops, projects, and industry interactions have significantly contributed to the students' academic growth and competence improvement.

IQAC Co-ordinator
DON BOSCO COLLEGE
 Mampetta, Mukkom
 Kozhikode - 673602



Rev. Dr. Gibi Jose scj
 Principal
 Don Bosco College
 Mampetta, Mukkom, Kozhikode.
 Pin - 673 602